



COMPETITION: Academy Brass				RESULTS RECAP											
CLASS: Division 1				DATE: 15-Jul-06						S1					

S H T N O	A S P E C T	J U D G E	SUB ASPECT	BAND/ CORPS MAX SCORE	6th. Hove Scouts	Distant Thunder SC	Northern Star											
1	GENERAL MUSICAL EFFECT	Doug Caldwell	PROGRAMME ANALYSIS	125	79	84	98											
			PERFORMANCE EFFECT	125	73	77	91											
			TOTAL	250	152	161	189											
Placing					3	2	1											
2	GENERAL VISUAL EFFECT	Mark Nicholson	PROGRAMME ANALYSIS	125	86	88	100											
			PERFORMANCE EFFECT	125	83	84	96											
			TOTAL	250	169	172	196											
Placing					3	2	1											
TOTAL GEN.EFFECT (1+2)				500	321	333	385											
GE PLACINGS					3	2	1											
3	DRILL & DEPORT'T	Keith Morris	TECHNIQUE	100	68	74	78											
			EXECUTION	100	62	69	70											
			TOTAL	200	130	143	148											
Placing					3	2	1											
4	FIELD PERC'SION	Stuart Wilson	TECHNIQUE	75	36	53	60											
			EXECUTION	75	38	55	58											
			TOTAL	150	74	108	118											
Placing					3	2	1											
5	FIELD WIND	Paul D Morgan	TECHNIQUE	75	53	51	57											
			EXECUTION	75	46	50	51											
			TOTAL	150	99	101	108											
Placing					3	2	1											
T1 & T2	Peter Marshall	Glen Riley	TIMING PENALTIES				29											
	Referee	Wendy Bawden	CONTEST PENALTIES															
TOTAL SCORE				1000	624	685	730											
BAND/CORPS PLACINGS					3	2	1											
CAPTION WON					5			5										
6	COLOUR GUARD	Sharron Moon	Programme Analysis	100	72	77	88											
			Performance Effectiveness	100	73	75	87											
			TOTAL	200	145	152	175											
Placing					3	2	1											
7 & 8	TURNOUT	Cath Sheldon	Uniform/Costume	40	38	38	38											
			Instrument/Equipment	40	37	38	37											
			Personal Smartness	20	18	18	18											
			TOTAL	100	93	94	93											
Placing					2	1	2											



Tabulator	Roger Ash	Section 1 to 5 TOTAL	1000	624	685	730											
COMPUTER CHECK		Section 6 to 8 TOTAL	300	238	246	268											
		Caption Won	5			5											
<small>league use only</small>		GRAND TOTAL	1305	862	931	1003											

COMPETITION: Academy Brass				RESULTS RECAP									
CLASS: Division 2		DATE: 15-Jul-06								S1			

S H T N O	A S P E C T	J U D G E	SUB A S P E C T	B A N D/ C O R	M A X S C O R E	11th. N o r t h a m p t o n B B	T r i n i t y S h o w B a n d	E a s t C o a s t E l i t e														
1	GENERAL MUSICAL EFFECT	Doug Caldwell	PROGRAMME ANALYSIS		125	75	98	81														
			PERFORMANCE EFFECT		125	70	93	73														
			TOTAL		250	145	191	154														
				Placing		3	1	2														
2	GENERAL VISUAL EFFECT	Mark Nicholson	PROGRAMME ANALYSIS		125	84	90	86														
			PERFORMANCE EFFECT		125	80	85	83														
			TOTAL		250	164	175	169														
				Placing		3	1	2														
				TOTAL GEN.EFFECT (1+2)	500	309	366	323														
				GE PLACINGS		3	1	2														
3	DRILL & DEPORTT	Keith Morris	TECHNIQUE		100	67	58	70														
			EXECUTION		100	60	45	59														
			TOTAL		200	127	103	129														
				Placing		2	3	1														
4	FIELD PERC'SION	Stuart Wilson	TECHNIQUE		75	32	45	51														
			EXECUTION		75	40	40	49														
			TOTAL		150	72	85	100														
				Placing		3	2	1														
5	FIELD WIND	Paul D Morgan	TECHNIQUE		75	51	60	50														
			EXECUTION		75	47	57	49														
			TOTAL		150	98	117	99														
				Placing		3	1	2														
T1 & T2	Peter Marshall	Glen Riley	TIMING PENALTIES																			
	Referee	Wendy Bawden	CONTEST PENALTIES																			
TOTAL SCORE					1000	606	671	651														
BAND/CORPS PLACINGS						3	1	2														
CAPTION WON					5		3	2														
6	COLOUR GUARD	Sharron Moon	Programme Analysis		100		80	75														
			Performance Effectiveness		100		80	72														
			TOTAL		200		160	147														
				Placing			1	2														
7 & 8	TURNOUT	Cath Sheldon	Uniform/Costume		40	35	38	38														
			Instrument/Equipment		40	37	38	38														
			Personal Smartness		20	16	19	18														
			TOTAL		100	88	95	94														
				Placing		3	1	2														

Tabulator	Roger Ash	Section 1 to 5 TOTAL	1000	606	671	651															
COMPUTER CHECK		Section 6 to 8 TOTAL	300	88	255	241															
league use only		Caption Won	5		3	2															
		FLASH TOTAL	1305	694	929	894															

COMPETITION: Academy Brass							RESULTS RECAP								
CLASS: Division 3							DATE: 15-Jul-06								
S H T N O	A S P E C T	J U D G E	SUB A S P E C T	B A N D/ C O R P S	M A X S C O R E	C e n t u r i o n S h o w B a n d	R e v o l u t i o n S C	H a l l i f a x B B/ G B	A t h e r s t o n e Y M B						
1	GENERAL MUSICAL EFFECT	Doug Caldwell	PROGRAMME ANALYSIS		125	79	72	76	85						
			PERFORMANCE EFFECT		125	72	68	73	77						
			TOTAL		250	151	140	149	162						
Placing						2	4	3	1						
2	GENERAL VISUAL EFFECT	Mark Nicholson	PROGRAMME ANALYSIS		125	80	82	79	83						
			PERFORMANCE EFFECT		125	76	77	76	79						
			TOTAL		250	156	159	155	162						
Placing						3	2	4	1						
TOTAL GEN.EFFECT (1+2)					500	307	299	304	324						
GE PLACINGS						2	4	3	1						
3	DRILL & DEPORTT	Keith Morris	TECHNIQUE		100	64	60	45	68						
			EXECUTION		100	63	59	43	66						
			TOTAL		200	127	119	88	134						
Placing						2	3	4	1						
4	FIELD PERCUSSION	Stuart Wilson	TECHNIQUE		75	50	25	20	35						
			EXECUTION		75	56	30	23	35						
			TOTAL		150	106	55	43	70						
Placing						1	3	4	2						
5	FIELD WIND	Paul D Morgan	TECHNIQUE		75	57	50	49	54						
			EXECUTION		75	53	48	46	50						
			TOTAL		150	110	98	95	104						
Placing						1	3	4	2						
T1 & T2	Peter Marshall	Glen Riley	TIMING PENALTIES												
Referee		Wendy Bawden	CONTEST PENALTIES												
TOTAL SCORE					1000	650	571	530	632						
BAND/CORPS PLACINGS						1	3	4	2						
CAPTION WON					5	2			3						
6	COLOUR GUARD	Sharron Moon	Programme Analysis		100		51		32						
			Performance Effectiveness		100		50		33						
			TOTAL		200		101		65						
Placing							1		2						
7 & 8	TURNOUT	Cath Sheldon	Uniform/Costume		40	38	37	36	38						
			Instrument/Equipment		40	38	37	37	37						
			Personal Smartness		20	18	18	17	18						
			TOTAL		100	94	92	90	93						
Placing						1	3	4	2						
Tabulator		Roger Ash		Section 1 to 5 TOTAL	1000	650	571	530	632						
COMPUTER CHECK				Section 6 to 8 TOTAL	300	94	193	90	158						
legally use only				Caption Won	5	2			3						
				GRAND TOTAL	1305	746	764	620	793						

COMPETITION: Academy Brass							RESULTS RECAP						
CLASS: Division 4			DATE: 15-Jul-06										

S H T N O	A S P E C T	J U D G E	SUB ASPECT	BAND/CORP	MAX SCORE	Spalding BB/GB	Stafford Brigades YMB	T S Superb	Lanesfield BB/GB	Doncaster Danum Scout Band	The Keymen	Placings				
												1	2	3	4	
1	GENERAL MUSICAL EFFECT	Doug Caldwell	PROGRAMME ANALYSIS		125	78	80	54	73	83	48					
			PERFORMANCE EFFECT		125	70	71	51	68	74	45					
			TOTAL		250	148	151	105	141	157	93					
						3	2	5	4	1	6					
2	GENERAL VISUAL EFFECT	Mark Nicholson	PROGRAMME ANALYSIS		125	76	83	80	84	83	70					
			PERFORMANCE EFFECT		125	70	78	75	80	76	63					
			TOTAL		250	146	161	155	164	159	133					
						6	2	4	1	3	6					
					500	294	312	260	305	316	226					
						4	2	5	3	1	6					
3	DRILL & DEPORTT	Keith Morris	TECHNIQUE		100	48	56	52	58	46	44					
			EXECUTION		100	45	52	44	56	43	44					
			TOTAL		200	93	108	96	114	89	88					
						4	2	3	1	5	6					
4	FIELD PERC'SION	Stuart Wilson	TECHNIQUE		75	20	30	26	25	15	12					
			EXECUTION		75	26	40	40	38	18	21					
			TOTAL		150	46	70	66	63	33	33					
						4	1	2	3	5	5					
5	FIELD WIND	Paul D Morgan	TECHNIQUE		75	48	54	49	52	50	46					
			EXECUTION		75	45	51	45	49	47	42					
			TOTAL		150	93	105	94	101	97	88					
						5	1	4	2	3	6					
T1 & T2	Peter Marshall	Glen Riley	TIMING PENALTIES													
	Referee	Wendy Bawden	CONTEST PENALTIES													
TOTAL SCORE					1000	526	595	516	583	535	435					
BAND/CORPS PLACINGS						4	1	5	2	3	6					
CAPTION WON					5		2		2	1						
6	COLOUR GUARD	Sharron Moon	Programme Analysis		100											
			Performance Effectiveness		100											
			TOTAL		200											
7 & 8	TURNOUT	Cath Sheldon	Uniform/Costume		40	36	34	37	37	36	38					
			Instrument/Equipment		40	37	35	36	37	37	37					
			Personal Smartness		20	16	14	18	17	18	18					
			TOTAL		100	89	83	91	91	91	93					
						5	6	2	2	2	1					

Tabulator	Roger Ash	Section 1 to 5 TOTAL	1000	526	595	516	583	535	435				
COMPUTER CHECK	League use only	Section 6 to 8 TOTAL	300	89	83	91	91	91	93				
		Caption Won	5		2		2	1					
		TOTAL	1305	615	680	607	676	627	528				

COMPETITION: Academy Brass						RESULTS RECAP															
CLASS: Division Cadet						DATE: 15-Jul-06															
S H T N O	A S P E C T	J U D G E	SUB ASPECT	BAND/CORP	MAX SCORE	1 st . Northampton BB															
							1	GENERAL	Doug Caldwell	PROGRAMME ANALYSIS		25	17								
MUSICAL	PERFORMANCE EFFECT		25	15																	
EFFECT	TOTAL		50	32																	
						Placing		1													
2	GENERAL	Mark Nicholson	PROGRAMME ANALYSIS		25	19															
	VISUAL		PERFORMANCE EFFECT		25	18															
	EFFECT		TOTAL		50	37															
						Placing		4													
								69													
TIMING PENALTIES																					
CONTEST PENALTIES																					
TOTAL SCORE								100			69										
BAND/CORPS PLACINGS											1										

Copyright of the British Youth Band Association – Official Score Sheet. All rights reserved. This score sheet or parts thereof, may not be produced in any form without the written permission of the British Youth Band Association – Issue 1.0, BYBA 2006