



COMPETITION: Somer Sounds				RESULTS RECAP									
CLASS: Division 1		DATE: 09-Jul-06		 S1									

S H T N O	A S P E C T	J U D G E	SUB ASPECT	BAND/CORPS	MAX SCORE	37th Kingswood D&BC																
1	GENERAL MUSICAL EFFECT	Roy Powell	PROGRAMME ANALYSIS		125	90																
			PERFORMANCE EFFECT		125	88																
			TOTAL		250	178																
						Placing	1															
2	GENERAL VISUAL EFFECT	Mark Nicholson	PROGRAMME ANALYSIS		125	93																
			PERFORMANCE EFFECT		125	89																
			TOTAL		250	182																
						Placing	1															
				TOTAL GEN.EFFECT (1+2)	500	360																
				GE PLACINGS		1																
3	DRILL & DEPORT'T	Paul Cartwright	TECHNIQUE		100	86																
			EXECUTION		100	84																
			TOTAL		200	170																
						Placing	1															
4	FIELD PERC'SION	Neil Wright	TECHNIQUE		75	67																
			EXECUTION		75	66																
			TOTAL		150	133																
						Placing	1															
5	FIELD WIND	Tony Hendle	TECHNIQUE		75	65																
			EXECUTION		75	56																
			TOTAL		150	121																
						Placing	1															
T1 & T2	Peter Marshall	Michelle Taylor	TIMING PENALTIES																			
Referee		Wendy Bawden	CONTEST PENALTIES																			
TOTAL SCORE					1000	784																
BAND/CORPS PLACINGS						1																
CAPTAIN WON					5	5																
6	COLOUR GUARD	S. Tungate-Thorne	Programme Analysis		100	85																
			Performance Effectiveness		100	82																
			TOTAL		200	167																
						Placing	1															
7 & 8	TURNOUT		Uniform/Costume		40																	
			Instrument/Equipment		40																	
			Personal Smartness		20																	
			TOTAL		100																	
						Placing																


Tabulator	Tim Parker	Section 1 to 5 TOTAL	1000	784																
COMPUTER CHECK		Section 6 to 8 TOTAL	300	167																
		Captain Won	5	5																
League Use Only		GRAND TOTAL	1305	956																

COMPETITION: Somer Sounds				RESULTS RECAP											
CLASS: Division 2				DATE: 09-Jul-06											
												S1			

S H T N O	A S P E C T	J U D G E	SUB ASPECT	BAND/CORP	MAX SCORE	Pacemakers D&BC	Phoenix Coventry D&BC																	
1	GENERAL MUSICAL EFFECT	Roy Powell	PROGRAMME ANALYSIS		125	88	72																	
			PERFORMANCE EFFECT		125	86	74																	
			TOTAL		250	174	146																	
Placing							4	2																
2	GENERAL VISUAL EFFECT	Mark Nicholson	PROGRAMME ANALYSIS		125	85	88																	
			PERFORMANCE EFFECT		125	80	83																	
			TOTAL		250	165	171																	
Placing							2	1																
TOTAL GEN.EFFECT (1+2)					500	339	317																	
GE PLACINGS						1	2																	
3	DRILL & DEPORTT	Paul Cartwright	TECHNIQUE		100	39	64																	
			EXECUTION		100	36	55																	
			TOTAL		200	75	119																	
Placing							2	1																
4	FIELD PERC'SION	Neil Wright	TECHNIQUE		75	53	57																	
			EXECUTION		75	48	42																	
			TOTAL		150	101	99																	
Placing							4	2																
5	FIELD WIND	Tony Hendle	TECHNIQUE		75	43	43																	
			EXECUTION		75	41	42																	
			TOTAL		150	84	85																	
Placing							2	1																
T1 & T2	Peter Marshall	Michelle Taylor	TIMING PENALTIES																					
	Referee	Wendy Bawden	CONTEST PENALTIES																					
TOTAL SCORE					1000	599	620																	
BAND/CORPS PLACINGS						2	1																	
CAPTION WON					5	2	3																	
6	COLOUR GUARD	S. Tungate-Thorne	Programme Analysis		100		60																	
			Performance Effectiveness		100		62																	
			TOTAL		200		122																	
Placing								1																
7 & 8	TURNOUT		Uniform/Costume		40																			
			Instrument/Equipment		40																			
			Personal Smartness		20																			
			TOTAL		100																			
Placing																								

Tabulator	Tim Parker	Section 1 to 5 TOTAL	1000	599	620																	
COMPUTER CHECK		Section 6 to 8 TOTAL	300		122																	
		Caption Won	5	2	3																	
league use only		CASH TOTAL	1305	601	745																	

COMPETITION: Somer Sounds					RESULTS RECAP									
CLASS: Division 3					DATE: 09-Jul-06									
S H T N O	A S P E C T	J U D G E	SUB A S P E C T	B A N D/ C O R P S	M A X S C O R E	S t a t e s i d e D & B C	P h a n t o m K n i g h t s	U p t o n Y o u t B a n d	B e e c h e s C a d e t s	M i d s o m e r N o r t o n M B	BYBA S1			
											MIDLANDS YOUTH BAND ASSOCIATION			
1	GENERAL MUSICAL EFFECT	Roy Powell	PROGRAMME ANALYSIS	125	60	74	71	49	56					
			PERFORMANCE EFFECT	125	55	67	65	48	54					
			TOTAL	250	115	141	136	97	110					
Placing					3	1	2	5	4					
2	GENERAL VISUAL EFFECT	Mark Nicholson	PROGRAMME ANALYSIS	125	78	84	81	68	76					
			PERFORMANCE EFFECT	125	73	78	77	62	71					
			TOTAL	250	151	162	158	130	147					
Placing					3	1	2	5	4					
TOTAL GEN.EFFECT (1+2)				500	266	303	294	227	257					
GE PLACINGS					3	1	2	5	4					
3	DRILL & DEPORTT	Paul Cartwright	TECHNIQUE	100	33	35	25	18	23					
			EXECUTION	100	30	33	25	16	23					
			TOTAL	200	63	68	50	34	46					
Placing					2	1	3	5	4					
4	FIELD PERCUSSION	Neil Wright	TECHNIQUE	75	23	42	37	20	19					
			EXECUTION	75	32	54	44	23	21					
			TOTAL	150	55	96	81	43	40					
Placing					3	1	2	4	5					
5	FIELD WIND	Tony Hendle	TECHNIQUE	75	32	39	28	22	24					
			EXECUTION	75	31	41	29	25	23					
			TOTAL	150	63	80	57	47	47					
Placing					2	1	3	4	4					
T1 & T2	Peter Marshall	Michelle Taylor	TIMING PENALTIES				12							
Referee		Wendy Bawden	CONTEST PENALTIES											
TOTAL SCORE				1000	447	547	470	351	390					
BAND/CORPS PLACINGS					3	1	2	5	4					
CAPTION WON				5		5								
6	COLOUR GUARD	S. Tungate-Thorne	Programme Analysis	100	30	50	52	27	31					
			Performance Effectiveness	100	32	48	49	25	32					
			TOTAL	200	62	98	101	52	63					
Placing					4	2	1	5	8					
7 & 8	TURNOUT		Uniform/Costume	40										
			Instrument/Equipment	40										
			Personal Smartness	20										
TOTAL				100										
Placing														
Tabulator		Tim Parker		Section 1 to 5 TOTAL	1000	447	547	470	351	390				
COMPUTER CHECK				Section 6 to 8 TOTAL	300	62	98	101	52	63				
legally use only				Caption Won	5		5							
legally use only				GRAND TOTAL	1300	509	650	571	403	453				

COMPETITION: Somer Sounds				RESULTS RECAP									
CLASS: Division 4		DATE: 09-Jul-06		 S1									

S H T N O	A S P E C T	J U D G E	SUB ASPECT	BAND/CORP	MAX SCORE	Infinity Corps.	Chase D&TC	4th. Uckfield SB															
1	GENERAL MUSICAL EFFECT	Roy Powell	PROGRAMME ANALYSIS		125	58	46	45															
			PERFORMANCE EFFECT		125	62	51	50															
			TOTAL		250	120	97	95															
				Placing		4	2	3															
2	GENERAL VISUAL EFFECT	Mark Nicholson	PROGRAMME ANALYSIS		125	74	77	84															
			PERFORMANCE EFFECT		125	71	72	80															
			TOTAL		250	145	149	164															
				Placing		3	2	4															
				TOTAL GEN.EFFECT (1+2)	500	265	246	259															
				GE PLACINGS		1	3	2															
3	DRILL & DEPORTT	Paul Cartwright	TECHNIQUE		100	12	32	35															
			EXECUTION		100	12	30	26															
			TOTAL		200	24	62	61															
				Placing		9	1	2															
4	FIELD PERC'SION	Neil Wright	TECHNIQUE		75	23	22	21															
			EXECUTION		75	30	35	39															
			TOTAL		150	53	57	60															
				Placing		8	2	4															
5	FIELD WIND	Tony Hendle	TECHNIQUE		75	32	30	32															
			EXECUTION		75	33	30	30															
			TOTAL		150	65	60	62															
				Placing		4	3	2															
T1 & T2	Peter Marshall	Michelle Taylor	TIMING PENALTIES																				
	Referee	Wendy Bawden	CONTEST PENALTIES																				
TOTAL SCORE					1000	407	425	442															
BAND/CORPS PLACINGS						3	2	1															
CAPTION WON					5	2	1	2															
6	COLOUR GUARD	S. Tungate-Thorne	Programme Analysis		100		95																
			Performance Effectiveness		100		90																
			TOTAL		200		185																
				Placing			1																
7 & 8	TURNOUT		Uniform/Costume		40																		
			Instrument/Equipment		40																		
			Personal Smartness		20																		
			TOTAL		100																		
				Placing																			

Tabulator	Tim Parker	Section 1 to 5 TOTAL	1000	407	425	442															
COMPUTER CHECK	league use only	Section 6 to 8 TOTAL	300		185																
		Caption Won	5	2	1	2															
		HASH TOTAL	1305	409	611	444															

COMPETITION: Somer Sounds							RESULTS RECAP							
CLASS: Division Cadet							DATE: 09-Jul-06							
S H T N O	A S P E C T	J U D G E	S U B A S P E C T	B A N D / C O R	M A X S C O R E	U p t o n Y o u t 	3 7 t h K i n g s w o o d C a d e t s							
								1	GENERAL MUSICAL EFFECT	Roy Powell	PROGRAMME ANALYSIS		25	19
			PERFORMANCE EFFECT		25	19	18							
			TOTAL		50	38	38							
						Placing	1	1						
2	GENERAL VISUAL EFFECT	Mark Nicholson	PROGRAMME ANALYSIS		25	15	17							
			PERFORMANCE EFFECT		25	15	15							
			TOTAL		50	30	32							
						Placing	2	1						
							68	70						
TIMING PENALTIES														
CONTEST PENALTIES														
TOTAL SCORE						100	68	70						
BAND/CORPS PLACINGS							2	1						

Copyright of the British Youth Band Association – Official Score Sheet. All rights reserved. This score sheet or parts thereof, may not be produced in any form without the written permission of the British Youth Band Association – Issue 1.0, BYBA 2006