



COMPETITION: Northern Star					RESULTS RECAP									
CLASS: Division 1					DATE: 17-Jun-06									
 S1														

S H T N O	A S P E C T	J U D G E	SUB ASPECT	BAND/ CORPS	MAX SCORE	Northern Star								
1	GENERAL MUSICAL EFFECT	Greg Hampson	PROGRAMME ANALYSIS		125	94								
			PERFORMANCE EFFECT		125	93								
			TOTAL		250	187								
						Placing	1							
2	GENERAL VISUAL EFFECT	Paul Cartwright	PROGRAMME ANALYSIS		125	86								
			PERFORMANCE EFFECT		125	84								
			TOTAL		250	170								
						Placing	1							
					TOTAL GEN.EFFECT (1+2)	500	357							
					GE PLACINGS		1							
3	DRILL & DEPORT'T	Ian Pilkington	TECHNIQUE		100	70								
			EXECUTION		100	70								
			TOTAL		200	140								
						Placing	1							
4	FIELD PERC'SION	Steve Fort	TECHNIQUE		75	60								
			EXECUTION		75	60								
			TOTAL		150	120								
						Placing	1							
5	FIELD WIND	Greg Hampson	TECHNIQUE		75	59								
			EXECUTION		75	61								
			TOTAL		150	120								
						Placing	1							
T1 & T2			TIMING PENALTIES			110								
Referee		Brian Talbot	CONTEST PENALTIES											
TOTAL SCORE					1000	627								
BAND/CORPS PLACINGS						1								
CAPTION WON					5	5								
6	COLOUR GUARD	Sharon Moon	Programme Analysis		100	79								
			Performance Effectiveness		100	80								
			TOTAL		200	159								
						Placing	1							
7 & 8	TURNOUT	Cath Sheldon	Uniform/Costume		40	38								
			Instrument/Equipment		40	38								
			Personal Smartness		20	18								
			TOTAL		100	94								
						Placing	1							


Tabulator	Wendy Bowden	Section 1 to 5 TOTAL	1000	627										
COMPUTER CHECK		Section 6 to 8 TOTAL	300	253										
		Caption Won	5	5										
League Use Only		GRAND TOTAL	1305	885										

COMPETITION: Northern Star				RESULTS RECAP									
CLASS: Division 2		DATE: 17-Jun-06							S1				

S H T N O	A S P E C T	J U D G E	SUB ASPECT	BAND/CORP	MAX SCORE	East Coast Elite	Pacemakers	11th Northampton BB										
1	GENERAL	Greg Hampson	PROGRAMME ANALYSIS		125	75	88	73										
	MUSICAL		PERFORMANCE EFFECT		125	73	87	70										
	EFFECT		TOTAL		250	148	175	143										
				Placing		2	1	3										
2	GENERAL	Paul Cartwright	PROGRAMME ANALYSIS		125	83	85	82										
	VISUAL		PERFORMANCE EFFECT		125	78	83	80										
	EFFECT		TOTAL		250	161	168	162										
				Placing		3	1	2										
				TOTAL GEN.EFFECT (1+2)	500	309	343	305										
				GE PLACINGS		2	1	3										
3	DRILL & DEPORTT	Ian Pilkington	TECHNIQUE		100	65	60	63										
			EXECUTION		100	63	62	66										
			TOTAL		200	128	122	129										
				Placing		2	3	1										
4	FIELD PERC'SION	Steve Fort	TECHNIQUE		75	60	50	40										
			EXECUTION		75	60	48	40										
			TOTAL		150	120	98	80										
				Placing		4	2	3										
5	FIELD WIND	Greg Hampson	TECHNIQUE		75	53	50	53										
			EXECUTION		75	49	48	52										
			TOTAL		150	102	98	105										
				Placing		2	3	1										
T1 & T2		Brian Talbot	TIMING PENALTIES															
Referee			CONTEST PENALTIES															
TOTAL SCORE					1000	659	661	619										
BAND/CORPS PLACINGS						2	1	3										
CAPTION WON					5	1	2	2										
6	COLOUR GUARD	Sharron Moon	Programme Analysis		100	68												
			Performance Effectiveness		100	67												
			TOTAL		200	135												
				Placing		1												
7 & 8	TURNOUT	Cath Sheldon	Uniform/Costume		40	38	38	36										
			Instrument/Equipment		40	38	38	17										
			Personal Smartness		20	18	19	17										
			TOTAL		100	94	95	70										
				Placing		2	1	3										

Tabulator	Wendy Bowden	Section 1 to 5 TOTAL	1000	659	661	619												
COMPUTER CHECK		Section 6 to 8 TOTAL	300	229	95	70												
		Caption Won	5	1	2	2												
		FLASH TOTAL	1305	889	758	691												

COMPETITION: Northern Star							RESULTS RECAP									
CLASS: Division 3							DATE: 17-Jun-06									
S H T N O	A S P E C T	J U D G E	SUB A S P E C T	B A N D/ C O R	M A X S C O R E	H a l i f a x B B/ G B	C h e s h i r e C a d e t s	B e e c h e s C a d e t s	R e v o l u t i o n S h o w C o r p s	P h a n t o m K n i g h t s	C e n t u r i o n S h o w B a n d	D o n i s t h o p e S c o u t s	A t h e r s t o n e Y M B	BYBA S1		
														BRITISH YOUTH BAND ASSOCIATION		
1	GENERAL MUSICAL EFFECT	Greg Hampson	PROGRAMME ANALYSIS		125	68	76	35	64	69	66	39	63			
			PERFORMANCE EFFECT		125	55	73	30	51	63	60	30	60			
			TOTAL		250	123	149	65	115	132	126	69	123			
						Placing		4	1	8	6	2	3	7	4	
2	GENERAL VISUAL EFFECT	Paul Cartwright	PROGRAMME ANALYSIS		125	70	85	25	68	87	75	70	60			
			PERFORMANCE EFFECT		125	80	82	20	70	84	75	60	50			
			TOTAL		250	150	167	45	138	171	150	130	110			
						Placing		3	2	8	5	1	3	6	7	
TOTAL GEN.EFFECT (1+2)					500	273	316	110	253	303	276	199	233			
GE PLACINGS						4	1	8	5	2	3	7	6			
3	DRILL & DEPORTT	Ian Pilkington	TECHNIQUE		100	35	63	16	38	65	35	33	34			
			EXECUTION		100	37	66	15	44	67	36	35	36			
			TOTAL		200	72	129	31	82	132	71	68	70			
						Placing		4	2	8	3	1	5	7	6	
4	FIELD PERCISION	Steve Fort	TECHNIQUE		75	20	49	17	27	38	51	38	23			
			EXECUTION		75	20	52	15	32	42	56	31	20			
			TOTAL		150	40	101	32	59	80	107	69	43			
						Placing		7	2	8	5	3	1	4	6	
5	FIELD WIND	Greg Hampson	TECHNIQUE		75	45	50	20	42	40	42	21	39			
			EXECUTION		75	40	47	18	35	39	40	18	36			
			TOTAL		150	85	97	38	77	79	82	39	75			
						Placing		2	1	8	5	4	3	7	6	
T1 & T2				TIMING PENALTIES												
Referee		Brian Talbot		CONTEST PENALTIES												
TOTAL SCORE					1000	470	643	211	471	594	536	375	421			
BAND/CORPS PLACINGS						5	1	8	4	2	3	7	6			
CAPTION WON					5		2			2	1					
6	COLOUR GUARD	Sharron Moon	Programme Analysis		100		32	20	37	35			21			
			Performance Effectiveness		100		33	19	37	34				20		
			TOTAL		200		65	39	74	69				41		
						Placing			3	5	1	2			4	
7 & 8	TURNOUT	Cath Sheldon	Uniform/Costume		40	36	38	38	38	39	38	37	37			
			Instrument/Equipment		40	37	37	37	37	38	37	17	38			
			Personal Smartness		20	17	18	18	18	19	18	17	18			
			TOTAL		100	90	93	93	93	96	93	71	93			
						Placing		7	2	2	2	1	2	8	2	
Tabulator		Wendy Bowden		Section 1 to 5 TOTAL		1000	470	643	211	471	594	536	375	421		
COMPUTER CHECK				Section 6 to 8 TOTAL		300	90	158	132	167	165	93	71	134		
legally use only				Caption Won		5		2			2	1				
				GRAND TOTAL		1305	560	803	343	638	761	630	446	555		

COMPETITION: Northern Star				RESULTS RECAP									
CLASS: Division 4		DATE: 17-Jun-06		 S1									

S H T N O	A S P E C T	J U D G E	SUB ASPECT	BAND/ CORP	MAX SCORE	The Keymen	1st. Istock Scouts	Docraster Danum Scouts											
1	GENERAL MUSICAL EFFECT	Greg Hampson	PROGRAMME ANALYSIS		125	28	48	48											
			PERFORMANCE EFFECT		125	25	43	45											
			TOTAL		250	53	91	93											
Placing						3	2	1											
2	GENERAL VISUAL EFFECT	Paul Cartwright	PROGRAMME ANALYSIS		125	18	75	38											
			PERFORMANCE EFFECT		125	20	75	30											
			TOTAL		250	38	150	68											
Placing						3	1	2											
TOTAL GEN.EFFECT (1+2)					500	91	241	161											
GE PLACINGS						3	1	2											
3	DRILL & DEPORTT	Ian Pilkington	TECHNIQUE		100	27	36	24											
			EXECUTION		100	27	38	26											
			TOTAL		200	54	74	50											
Placing						2	1	3											
4	FIELD PERC'SION	Steve Fort	TECHNIQUE		75	47	52	20											
			EXECUTION		75	45	55	20											
			TOTAL		150	92	107	40											
Placing						2	1	3											
5	FIELD WIND	Greg Hampson	TECHNIQUE		75	20	36	38											
			EXECUTION		75	18	33	36											
			TOTAL		150	38	69	74											
Placing						3	2	1											
T1 & T2			TIMING PENALTIES			10													
Referee		Brian Talbot	CONTEST PENALTIES																
TOTAL SCORE					1000	265	491	325											
BAND/CORPS PLACINGS						3	1	2											
CAPTION WON					5		3	2											
6	COLOUR GUARD	Sharron Moon	Programme Analysis		100		37												
			Performance Effectiveness		100		44												
			TOTAL		200		81												
Placing							1												
7 & 8	TURNOUT	Cath Sheldon	Uniform/Costume		40	36	36	35											
			Instrument/Equipment		40	37	38	37											
			Personal Smartness		20	18	18	18											
			TOTAL		100	91	92	90											
Placing						2	1	3											

Tabulator	Wendy Bowden	Section 1 to 5 TOTAL	1000	265	491	325												
COMPUTER CHECK	League use only	Section 6 to 8 TOTAL	300	91	173	90												
		Caption Won	5		3	2												
		GRAND TOTAL	1305	356	667	417												

COMPETITION: Northern Star						RESULTS RECAP															
CLASS: Division Cadet						DATE: 17-Jun-06															
S H T N O	A S P E C T	J U D G E	SUB ASPECT	BAND/CORP	MAX SCORE	11th. Northampton BB Juniors															
							1	GENERAL	Greg Hampson	PROGRAMME ANALYSIS		25	17								
MUSICAL	PERFORMANCE EFFECT		25	16																	
EFFECT	TOTAL		50	33																	
						Placing	1														
2	GENERAL	Paul Cartwright	PROGRAMME ANALYSIS		25	16															
	VISUAL		PERFORMANCE EFFECT		25	16															
	EFFECT		TOTAL		50	32															
						Placing	4														
							65														
TIMING PENALTIES																					
CONTEST PENALTIES																					
TOTAL SCORE							100 65														
BAND/CORPS PLACINGS							1														

Copyright of the British Youth Band Association – Official Score Sheet. All rights reserved. This score sheet or parts thereof, may not be produced in any form without the written permission of the British Youth Band Association – Issue 1.0, BYBA 2006